

6607115 - 100 tests

PN 4238117-B



For Research Use Only.
Not for use in diagnostic procedures.

SPECIFICITY

The CD41 antigen (platelet αIIb chain, integrin GPIIb), is a transmembrane glycoprotein. CD41 is composed of two chains, GPIIbα (120 kDa) and GPIIbβ (23 kDa), that are linked by a single disulfide bond.¹ CD41 is noncovalently associated with the integrin β3 chain, also called GPIIIa or CD61.²

The P2 monoclonal antibody (mAb) reacts with GPIIb in the intact complex with GPIIIa, but not with GPIIb or GPIIIa separately.^{1,2} The P2 monoclonal antibody has been assigned to the CD41 cluster of differentiation at the 5th International Workshop on Human Leucocyte Differentiation Antigens in Boston (1993).³

REAGENTS

IOTest CD41-PC7 Conjugated Antibodies
PN 6607115 - 100 tests - 10 µL/test

CLONE: P2
ISOTYPE: IgG1
IMMUNOGEN: Human platelets
HYBRIDOMA: SP2/O-Ag14 x BALB/c
SOURCE: Ascites fluid
PURIFICATION: Ion exchange or affinity chromatography
CONJUGATION: PC7 is conjugated at a Molar Ratio PC7/Ig: 0.5-1.5.

Excitation wavelength at 486-580 nm.
Emission wavelength at 710-800 nm.

BUFFER: 2 mg/mL bovine serum albumin in phosphate-buffered saline containing 0.1% sodium azide.

STATEMENT OF WARNINGS

1. This reagent contains 0.1% sodium azide. Sodium azide under acid conditions yields hydrazoic acid, an extremely toxic compound. Azide compounds should be flushed with running water while being discarded. These precautions are recommended to avoid deposits in metal piping in which explosive conditions can develop. If skin or eye contact occurs, wash excessively with water.
2. Specimens, samples and all material coming in contact with them should be handled as if capable of transmitting infection and disposed of with proper precautions.
3. Never pipet by mouth and avoid contact of samples with skin and mucous membranes
4. Do not use antibody beyond the expiration date on the label.
5. Do not expose reagents to strong light during storage or incubation.
6. Use Good Laboratory Practices (GLP) when handling reagent.
7. Harmful if swallowed.

8. After contact with skin, wash immediately with plenty of water.

STORAGE CONDITIONS AND STABILITY

Each reagent is stable up to the expiration date when stored at 2-8°C. Do not freeze. Minimize exposure to light.

REAGENT PREPARATION

No reconstitution is necessary. This monoclonal antibody may be used directly from the vial. Bring reagent to 18-25°C prior to use.

PROCEDURE

This reagent is designed for flow cytometry. Assay volume: 10 µL per 1 x 10⁶ cells in one test, or per 2.5 µL whole blood.

EXAMPLE DATA

Figure 1 is a monoparametric representation (Count versus Fluorescence Intensity) of a normal whole blood sample stained with CD41-PC7 monoclonal antibody (PN 6607117) and gated on platelets. Figures 2 and 3 are dual parameter representations (FL2 vs FL3) of normal whole blood and PMA stimulated whole blood using CD41-PC7 and CD62p-PE gated on platelets.

Acquisition with a COULTER® EPICS® XL™/XL-MCL™ flow cytometer.

Figure 1:
Count vs. MFI

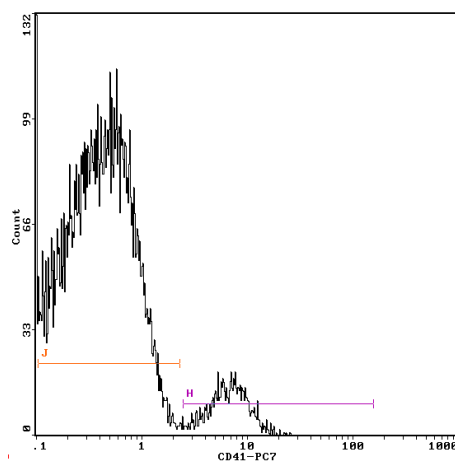


Figure 2:
Normal Whole Blood

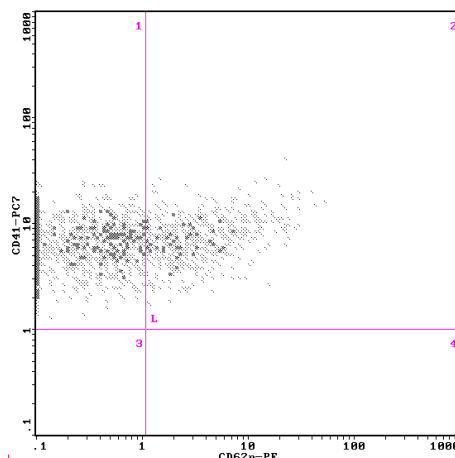
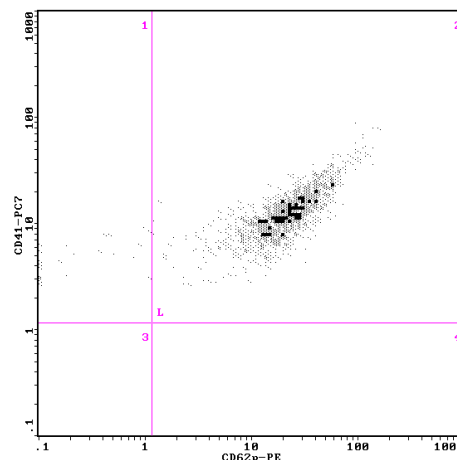


Figure 3:
PMA Stimulated Whole Blood



SELECTED RESEARCH REFERENCES

1. Blanchard, D., Borché, L., Petit-Frioux, Y., Müller, J.Y., "Cell expression and biochemical characterization of platelet antigens recognized by workshop platelet panel mAb", 1995, Leucocyte Typing V, White Cell Differentiation Antigens. Schlossman, S.F., et al., Oxford University Press, 1225-1229.
2. Phillips, D.R., Charo, I.F., Parise, L.V., Fitzgerald, L.A., "The platelet membrane gpIb/IIIa complex", 1988, Blood, 4, 831-843.
3. Silverstein, R.L., "Platelet antigens: Section report", 1995, Leucocyte Typing V, White Cell Differentiation Antigens. Schlossman, S.F., et al., Oxford University Press, 1195-1204.

TRADEMARKS

Beckman Coulter logo, COULTER, EPICS, IOTest, XL, and XL-MCL are trademarks of Beckman Coulter, Inc.

This clone is licensed from INSERM.

For additional information call:
USA 1-800-526-7694
Outside the USA, contact your local Beckman Coulter representative.

Beckman Coulter, Inc.
4300 N. Harbor Blvd.
Fullerton, CA 92835
www.beckmancoulter.com

Printed in USA
Made in USA

© 2002 Beckman Coulter, Inc.
All Rights Reserved.